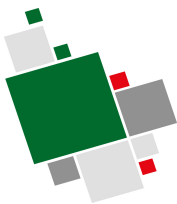


**Rendimenti storici del fondo interno HDI-PIR Sostenibile**

Data	NAV
16/04/2024	15,358
09/04/2024	15,561
02/04/2024	14,563
26/03/2024	14,603
19/03/2024	14,851
12/03/2024	14,714
05/03/2024	14,405
27/02/2024	14,686
20/02/2024	14,224
13/02/2024	13,834
06/02/2024	13,894
30/01/2024	13,801
23/01/2024	13,742
16/01/2024	13,727
09/01/2024	13,728
02/01/2024	13,648
27/12/2023	13,531
19/12/2023	13,500
12/12/2023	13,236
05/12/2023	13,288
28/11/2023	13,062
21/11/2023	12,757
14/11/2023	12,631
07/11/2023	12,524
31/10/2023	12,377
24/10/2023	12,317
17/10/2023	12,505
10/10/2023	12,701
03/10/2023	12,603
26/09/2023	12,775

---

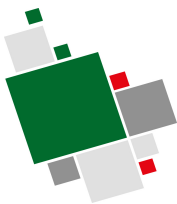
*Rendimenti Storici*



19/09/2023	13,117
12/09/2023	13,181
05/09/2023	13,272
29/08/2023	13,202
22/08/2023	12,921
16/08/2023	13,061
08/08/2023	13,016
01/08/2023	13,244
25/07/2023	13,250
18/07/2023	13,199
11/07/2023	13,136
04/07/2023	13,278
27/06/2023	13,219
20/06/2023	13,321
13/06/2023	13,479
06/06/2023	13,268
30/05/2023	13,226
23/05/2023	13,295
16/05/2023	13,329
09/05/2023	13,299
02/05/2023	13,125
26/04/2023	13,161
18/04/2023	13,243
11/04/2023	13,236
04/04/2023	13,109
28/03/2023	12,928
21/03/2023	12,725
14/03/2023	12,853
07/03/2023	13,062
28/02/2023	12,985
21/02/2023	12,950
14/02/2023	12,879
07/02/2023	12,937
31/01/2023	12,783
24/01/2023	12,717

---

*Rendimenti Storici*

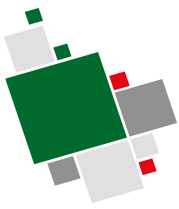


17/01/2023	12,851
10/01/2023	12,648
03/01/2023	12,444
27/12/2022	12,330
20/12/2022	12,337
13/12/2022	12,563
06/12/2022	12,478
29/11/2022	12,505
22/11/2022	12,443
15/11/2022	12,476
08/11/2022	12,166
02/11/2022	11,987
25/10/2022	11,921
18/10/2022	11,602
11/10/2022	11,461
04/10/2022	11,721
27/09/2022	11,452
20/09/2022	11,857
13/09/2022	12,074
06/09/2022	11,958
31/08/2022	12,173*
30/08/2022	12,279
23/08/2022	12,406
16/08/2022	12,682
09/08/2022	12,591
02/08/2022	12,607
31/07/2022	12,660*
26/07/2022	12,448
19/07/2022	12,512
12/07/2022	12,587
05/07/2022	12,312
30/06/2022	12,504*
28/06/2022	12,691
21/06/2022	12,626
14/06/2022	12,567

---

*Rendimenti Storici*

\* I valori indicati rappresentano dei NAV contabili di fine mese.

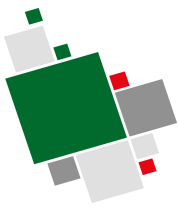


07/06/2022	13,545
31/05/2022	13,735
24/05/2022	13,366
17/05/2022	13,443
10/05/2022	13,149
03/05/2022	13,456
30/04/2022	13,430*
26/04/2022	13,434
19/04/2022	13,710
12/04/2022	13,652
05/04/2022	13,869
31/03/2022	13,771*
29/03/2022	13,859
22/03/2022	13,614
15/03/2022	13,297
08/03/2022	12,749
01/03/2022	13,433
28/02/2022	13,608*
22/02/2022	13,670
15/02/2022	14,146
08/02/2022	13,957
01/02/2022	14,302
31/01/2022	14,239*
25/01/2022	13,939
18/01/2022	14,473
11/01/2022	14,578
04/01/2022	14,868
31/12/2021	14,853*
28/12/2021	14,876
21/12/2021	14,576
14/12/2021	14,496
07/12/2021	14,537
30/11/2021	14,223
23/11/2021	14,475
16/11/2021	14,888

---

*Rendimenti Storici*

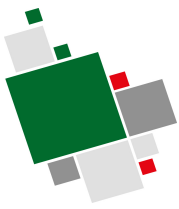
\* I valori indicati rappresentano dei NAV contabili di fine mese.



09/11/2021	14,879
03/11/2021	14,712
31/10/2021	14,479*
26/10/2021	14,541
19/10/2021	14,303
12/10/2021	13,994
05/10/2021	14,102
30/09/2021	14,086*
28/09/2021	14,084
21/09/2021	14,265
14/09/2021	14,371
07/09/2021	14,489
31/08/2021	14,172
24/08/2021	14,196
17/08/2021	14,188
10/08/2021	14,220
03/08/2021	14,167
31/07/2021	14,125*
27/07/2021	14,041
20/07/2021	13,788
13/07/2021	13,957
06/07/2021	13,991
30/06/2021	13,981*
29/06/2021	14,080
22/06/2021	13,872
15/06/2021	13,965
08/06/2021	13,619
01/06/2021	13,461
31/05/2021	13,436*
25/05/2021	13,289
18/05/2021	13,268
11/05/2021	13,058
04/05/2021	12,983
30/04/2021	13,020*
27/04/2021	13,114

---

*Rendimenti Storici*

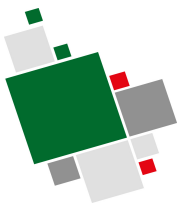


20/04/2021	12,907
13/04/2021	13,011
06/04/2021	12,98
31/03/2021	12,917*
30/03/2021	12,949
23/03/2021	12,742
16/03/2021	12,702
09/03/2021	12,473
02/03/2021	12,375
28/02/2021	12,256*
23/02/2021	12,355
16/02/2021	12,552
09/02/2021	12,429
02/02/2021	12,175
31/01/2021	11,991*
26/01/2021	12,107
19/01/2021	12,228
12/01/2021	12,211
05/01/2021	12,099
31/12/2020	12,080*
29/12/2020	12,108
22/12/2020	12,001
15/12/2020	11,967
09/12/2020	11,944
01/12/2020	11,959
30/11/2020	11,914*
24/11/2020	11,878
17/11/2020	11,774
10/11/2020	11,532
03/11/2020	11,21
31/10/2020	11,032*
27/10/2020	11,171
20/10/2020	11,499
13/10/2020	11,501
06/10/2020	11,473

---

*Rendimenti Storici*

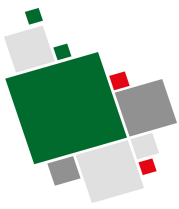
\* I valori indicati rappresentano dei NAV contabili di fine mese.



30/09/2020	11,406*
29/09/2020	11,392
22/09/2020	11,293
15/09/2020	11,571
08/09/2020	11,469
01/09/2020	11,425
31/08/2020	11,385*
25/08/2020	11,41
18/08/2020	11,419
11/08/2020	11,495
04/08/2020	11,429
31/07/2020	11,310*
28/07/2020	11,283
21/07/2020	11,404
14/07/2020	11,224
07/07/2020	11,304
30/06/2020	11,269*
23/06/2020	11,373
16/06/2020	11,363
09/06/2020	11,471
03/06/2020	11,444
31/05/2020	11,158*
26/05/2020	10,996
19/05/2020	10,732
12/05/2020	10,816
05/05/2020	10,737
30/04/2020	10,777*
28/04/2020	10,773
21/04/2020	10,5
14/04/2020	10,542
07/04/2020	10,38
31/03/2020	10,131
24/03/2020	9,897
17/03/2020	9,595
10/03/2020	10,651

---

*Rendimenti Storici*

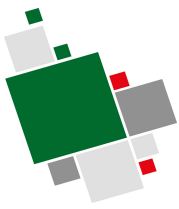


03/03/2020	11,751
29/02/2020	11,826*
25/02/2020	12,104
18/02/2020	12,748
11/02/2020	12,751
04/02/2020	12,656
31/01/2020	12,480*
28/01/2020	12,743
21/01/2020	12,852
14/01/2020	12,669
07/01/2020	12,41
31/12/2019	12,488
24/12/2019	12,554
17/12/2019	12,493
10/12/2019	12,37
03/12/2019	12,337
30/11/2019	12,527*
26/11/2019	12,444
19/11/2019	12,255
12/11/2019	12,186
05/11/2019	12,041
31/10/2019	11,856*
29/10/2019	11,815
22/10/2019	11,904
15/10/2019	11,903
08/10/2019	11,761
01/10/2019	11,905
30/09/2019	11,959*
24/09/2019	11,91
17/09/2019	11,835
10/09/2019	11,646
03/09/2019	11,562
31/08/2019	11,589*
27/08/2019	11,528
20/08/2019	11,474

---

*Rendimenti Storici*

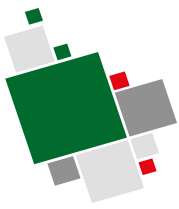




13/08/2019	11,395
06/08/2019	11,495
31/07/2019	11,660*
30/07/2019	11,615
23/07/2019	11,854
16/07/2019	11,886
09/07/2019	11,847
02/07/2019	11,725
30/06/2019	11,599*
25/06/2019	11,334
18/06/2019	11,322
11/06/2019	11,217
04/06/2019	11,083
31/05/2019	11,007*
28/05/2019	11,106
21/05/2019	11,064
14/05/2019	10,988
07/05/2019	11,147
30/04/2019	11,251
24/04/2019	11,196
16/04/2019	11,219
09/04/2019	11,111
02/04/2019	11,124
31/03/2019	11,047*
26/03/2019	10,988
19/03/2019	11,079
12/03/2019	10,914
05/03/2019	10,953
28/02/2019	10,831*
26/02/2019	10,805
19/02/2019	10,633
12/02/2019	10,473
05/02/2019	10,443
31/01/2019	10,399*
29/01/2019	10,373

---

*Rendimenti Storici*



22/01/2019	10,289
15/01/2019	10,171
08/01/2019	10,094
02/01/2019	10,073
31/12/2018	9,987*
27/12/2018	10
18/12/2018	10

---

*Rendimenti Storici*