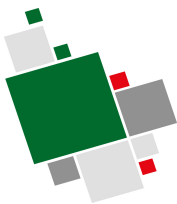


Rendimenti storici del fondo interno Multi Sostenibile

Data	NAV
16/04/2024	11,062
09/04/2024	11,161
02/04/2024	11,130
26/03/2024	11,137
19/03/2024	11,079
12/03/2024	11,101
05/03/2024	11,020
27/02/2024	10,969
20/02/2024	10,945
13/02/2024	10,890
06/02/2024	10,932
30/01/2024	10,934
23/01/2024	10,831
16/01/2024	10,819
09/01/2024	10,808
02/01/2024	10,874
27/12/2023	10,907
19/12/2023	10,850
12/12/2023	10,708
05/12/2023	10,701
28/11/2023	10,538
21/11/2023	10,503
14/11/2023	10,456
07/11/2023	10,338
31/10/2023	10,226
24/10/2023	10,178
17/10/2023	10,232
10/10/2023	10,279
03/10/2023	10,208
26/09/2023	10,303
19/09/2023	10,392
12/09/2023	10,404
05/09/2023	10,427

Rendimenti Storici



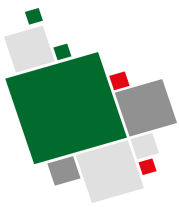
HDI

ASSICURAZIONI

29/08/2023	10,459
22/08/2023	10,369
16/08/2023	10,388
08/08/2023	10,443
01/08/2023	10,467
25/07/2023	10,462
18/07/2023	10,409
11/07/2023	10,262
04/07/2023	10,357
27/06/2023	10,293
20/06/2023	10,318
13/06/2023	10,339
06/06/2023	10,316
30/05/2023	10,283
23/05/2023	10,301
16/05/2023	10,304
09/05/2023	10,287
02/05/2023	10,298
26/04/2023	10,248
18/04/2023	10,302
11/04/2023	10,293
04/04/2023	10,299
28/03/2023	10,169
21/03/2023	10,177
14/03/2023	10,179
07/03/2023	10,232
28/02/2023	10,245
21/02/2023	10,295
14/02/2023	10,342
07/02/2023	10,359
31/01/2023	10,265
24/01/2023	10,282
17/01/2023	10,298
10/01/2023	10,131
03/01/2023	10,019
27/12/2022	9,922

Rendimenti Storici

** I valori indicati rappresentano dei NAV contabili di fine mese.*



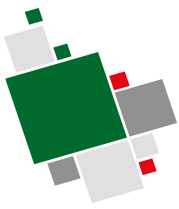
HDI

ASSICURAZIONI

20/12/2022	9,951
13/12/2022	10,202
06/12/2022	10,186
29/11/2022	10,099
22/11/2022	10,013
15/11/2022	9,954
08/11/2022	9,721
02/11/2022	9,652
25/10/2022	9,558
18/10/2022	9,443
11/10/2022	9,378
04/10/2022	9,637
27/09/2022	9,448
20/09/2022	9,706
13/09/2022	9,916
06/09/2022	9,859
31/08/2022	9,942*
30/08/2022	10,003
23/08/2022	10,158
16/08/2022	10,462
09/08/2022	10,390
02/08/2022	10,396
31/07/2022	10,413*
26/07/2022	10,279
19/07/2022	10,143
12/07/2022	10,166
05/07/2022	9,947
30/06/2022	9,900*
28/06/2022	9,940
21/06/2022	9,903
14/06/2022	9,925
07/06/2022	10,463
31/05/2022	10,503
24/05/2022	10,441
17/05/2022	10,471
10/05/2022	10,363

Rendimenti Storici

** I valori indicati rappresentano dei NAV contabili di fine mese.*



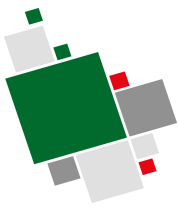
HDI

ASSICURAZIONI

03/05/2022	10,582
30/04/2022	10,631*
26/04/2022	10,661
19/04/2022	10,753
12/04/2022	10,800
05/04/2022	10,946
31/03/2022	10,955*
29/03/2022	10,956
22/03/2022	10,950
15/03/2022	10,831
08/03/2022	10,747
01/03/2022	11,074
28/02/2022	11,040*
22/02/2022	10,994
15/02/2022	11,094
08/02/2022	11,128
01/02/2022	11,407
31/01/2022	11,395*
25/01/2022	11,378
18/01/2022	11,487
11/01/2022	11,544
04/01/2022	11,670
31/12/2021	11,679*
28/12/2021	11,709
21/12/2021	11,646
14/12/2021	11,679
07/12/2021	11,713
30/11/2021	11,591
23/11/2021	11,695
16/11/2021	11,789
09/11/2021	11,820
03/11/2021	11,720
31/10/2021	11,653*
26/10/2021	11,660
19/10/2021	11,575
12/10/2021	11,481

Rendimenti Storici

** I valori indicati rappresentano dei NAV contabili di fine mese.*



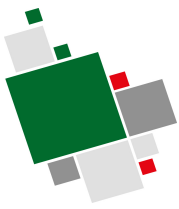
HDI

ASSICURAZIONI

05/10/2021	11,560
30/09/2021	11,573*
28/09/2021	11,584
21/09/2021	11,718
14/09/2021	11,763
07/09/2021	11,783
31/08/2021	11,796
24/08/2021	11,830
17/08/2021	11,816
10/08/2021	11,808
03/08/2021	11,763
31/07/2021	11,748*
27/07/2021	11,696
20/07/2021	11,613
13/07/2021	11,673
06/07/2021	11,645
30/06/2021	11,596*
29/06/2021	11,592
22/06/2021	11,580
15/06/2021	11,628
08/06/2021	11,567
01/06/2021	11,534
31/05/2021	11,516*
25/05/2021	11,495
18/05/2021	11,44
11/05/2021	11,445
04/05/2021	11,444
30/04/2021	11,487*
27/04/2021	11,513
20/04/2021	11,458
13/04/2021	11,488
06/04/2021	11,523
31/03/2021	11,461*
30/03/2021	11,449
23/03/2021	11,391
16/03/2021	11,386

Rendimenti Storici

** I valori indicati rappresentano dei NAV contabili di fine mese.*



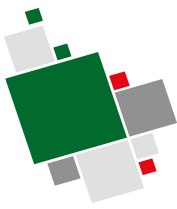
HDI

ASSICURAZIONI

09/03/2021	11,304
02/03/2021	11,278
28/02/2021	11,171*
23/02/2021	11,278
16/02/2021	11,404
09/02/2021	11,381
02/02/2021	11,29
31/01/2021	11,212*
26/01/2021	11,311
19/01/2021	11,328
12/01/2021	11,29
05/01/2021	11,228
31/12/2020	11,191*
29/12/2020	11,204
22/12/2020	11,156
15/12/2020	11,147
09/12/2020	11,182
01/12/2020	11,133
30/11/2020	11,117*
24/11/2020	11,094
17/11/2020	11,039
10/11/2020	10,963
03/11/2020	10,758
31/10/2020	10,653*
27/10/2020	10,76
20/10/2020	10,878
13/10/2020	10,937
06/10/2020	10,899
30/09/2020	10,746*
29/09/2020	10,738
22/09/2020	10,651
15/09/2020	10,76
08/09/2020	10,702
01/09/2020	10,677
31/08/2020	10,676*
25/08/2020	10,718

Rendimenti Storici

** I valori indicati rappresentano dei NAV contabili di fine mese.*



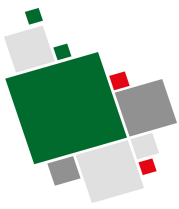
HDI

ASSICURAZIONI

18/08/2020	10,669
11/08/2020	10,687
04/08/2020	10,592
31/07/2020	10,529*
28/07/2020	10,619
21/07/2020	10,681
14/07/2020	10,536
07/07/2020	10,543
30/06/2020	10,451*
23/06/2020	10,511
16/06/2020	10,477
09/06/2020	10,523
03/06/2020	10,441
31/05/2020	10,228*
26/05/2020	10,125
19/05/2020	9,919
12/05/2020	10
05/05/2020	9,994
30/04/2020	10,024*
28/04/2020	10,003
21/04/2020	9,775
14/04/2020	9,863
07/04/2020	9,595
31/03/2020	9,517
24/03/2020	9,163
17/03/2020	9,181
10/03/2020	9,984
03/03/2020	10,559
29/02/2020	10,506*
25/02/2020	10,804
18/02/2020	10,99
11/02/2020	10,967
04/02/2020	10,844
31/01/2020	10,787*
28/01/2020	10,831
21/01/2020	10,837

Rendimenti Storici

** I valori indicati rappresentano dei NAV contabili di fine mese.*



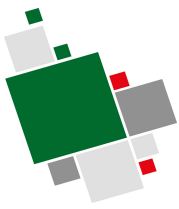
HDI

ASSICURAZIONI

14/01/2020	10,769
07/01/2020	10,729
31/12/2019	10,704
24/12/2019	10,73
17/12/2019	10,724
10/12/2019	10,651
03/12/2019	10,556
30/11/2019	10,618*
26/11/2019	10,601
19/11/2019	10,561
12/11/2019	10,581
05/11/2019	10,58
31/10/2019	10,516*
29/10/2019	10,507
22/10/2019	10,484
15/10/2019	10,446
08/10/2019	10,307
01/10/2019	10,412
30/09/2019	10,444*
24/09/2019	10,414
17/09/2019	10,393
10/09/2019	10,33
03/09/2019	10,27
31/08/2019	10,266*
27/08/2019	10,215
20/08/2019	10,14
13/08/2019	10,117
06/08/2019	10,085
31/07/2019	10,293*
30/07/2019	10,271
23/07/2019	10,299
16/07/2019	10,268
09/07/2019	10,244
02/07/2019	10,221
30/06/2019	10,166*
25/06/2019	10,003

Rendimenti Storici

** I valori indicati rappresentano dei NAV contabili di fine mese.*



HDI

ASSICURAZIONI

18/06/2019	9,988
11/06/2019	9,966
04/06/2019	9,879
31/05/2019	9,844*
28/05/2019	9,871
21/05/2019	9,883
14/05/2019	9,868
07/05/2019	9,924
30/04/2019	9,966
24/04/2019	9,944
16/04/2019	10,012
09/04/2019	10,064
02/04/2019	10
31/03/2019	10,000*
26/03/2019	10
19/03/2019	10

Rendimenti Storici

** I valori indicati rappresentano dei NAV contabili di fine mese.*